DATENBLATT
MARILYNE S1

ZEICHNUNG

Raster [mm]	Schlitzabmessung [mm]	Lochanteil [%]	Flächengewicht [kg/m²]
4/16-21-16-12-16-24-12	4 x 420	16	9,2

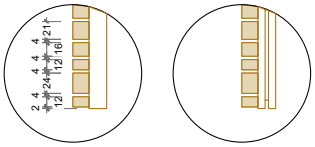

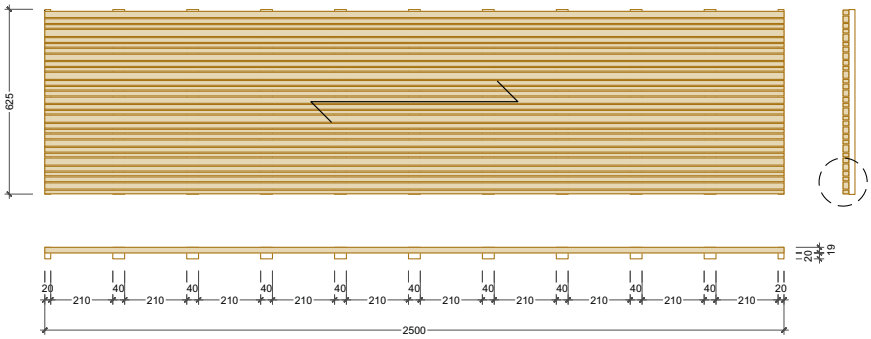

PRÜFDIAGRAMM

Nummer /Profil	Aufbau	Gesamthöhe [mm]	Hohlraum	Flächengewicht [kg/m²]	Graph	Zeichnung
3.10 MARILYNE S1	Luftschicht [22 mm]		42	14	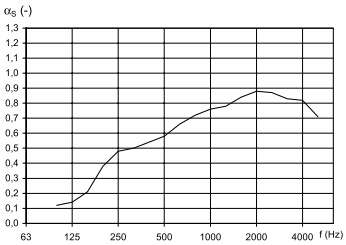	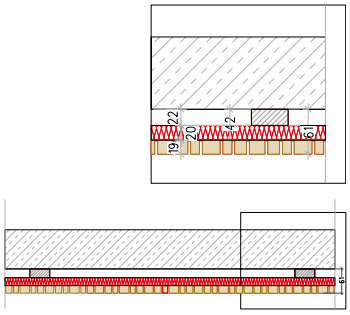
	Querlattung [42 mm]	61				
	Steico Therm SD [20 mm]					
	SWP mit Öffnungen [19 mm]					
	Bewerteter Schallabsorptionsgrad [α_w]			0,65		
	Absorbtionsklasse			C	Prüfprotokoll-Nr. 335/17	

Akustik-Software